

COVINGHAM PARK



PRIMARY SCHOOL

Foundation Stage

Oak Class



Mrs Rawlins

Mrs Long

Cover – Mrs Andrews

Ash Class



Miss Cooper

Mrs Thomas

Mrs Doult/Mrs Hamilton

**Cover - Mrs Cox/Mrs
Manship**

Development Matters

Non-statutory curriculum guidance
for the early years foundation stage

First published September 2020
Revised July 2021




Our Curriculum – Foundation Stage

- Personal, Social and Emotional development
- Communication and Language
- Physical Development



Areas of Learning

- Specific areas-
- Literacy
- Mathematics
- Understanding the World
- Expressive Arts and Design



School day



- Start at **8.35am**
- Finish at **3.10pm (2.10pm Friday)**
- Please line up on the side of your child's class.
Please leave the same way just so we can ensure all children are safe as they exit.
- If they are not in, please let the office know by **8:45am**

Our Daily Routine

- Snack is around 10:30am
- Maths and English – there will be an adult-led activity to consolidate the inputs. One writing activity in their red books and a mix of practical activities (either independent, with a TA/Teacher and individually or in a small group).
- Phonics – 10-20 mins daily with keep up in the afternoon. The programme builds as the year goes on.
- PE – Wednesday this term.



What do they need?



Each day they will need-

- Water bottle
- Packed lunch (if not having school dinner)
- Book bag and Reading Record
- Monday and Thursday Sharing book returned and changed if needed.
- **PE kit** in school for the term- we will send it home if needed. White top, shorts/jogging bottoms, plimsols/daps



Outside Area

- We have an amazing new outdoor area, so we really want to make the most if it- in all weathers!
- Please bring in a coat and welly boots (welly boots can stay in school)



	8.35	8.45	8.50-9.15	9.15-9.25	9.25-10.30	10.30	10.45- 11:00	11.00-11.45	11.45	12 - 1	1 - 1:10	1:15- 1:30	1:30- 2:30	2:30-3:00
Mon	Annual time and handwash	Welcome time, self-registration and set up the day flipper	Phonics	English -	Exploring inside	<u>Snack and milk with a story</u>	Mastering numbers	Exploring inside Maths coloured groups	Get Ready for lunchtime/handwashing to let etc	LUNCH	Register Playdough finger gym/calming time	Drawing club	Exploring inside	Whole Assembly
Tue			Phonics	English - <u>act out</u> Mighty written	Exploring inside		Mastering numbers	Exploring inside Maths coloured groups					Exploring inside	Singing Assembly
Wed			Phonics	English -	Exploring inside		Mastering numbers	Exploring inside Maths coloured groups				PE		
Thu			Phonics	English - sequence the story	Exploring inside		Mastering numbers	Exploring inside Maths coloured groups				Jigsaw PSHE	Exploring inside	Reading Assembly
Fri			Phonics	English - change the ending of the story	Exploring inside		Shape, space and measures	Exploring inside Maths coloured groups				Dough disco	Whole Assembly	

Play Projects



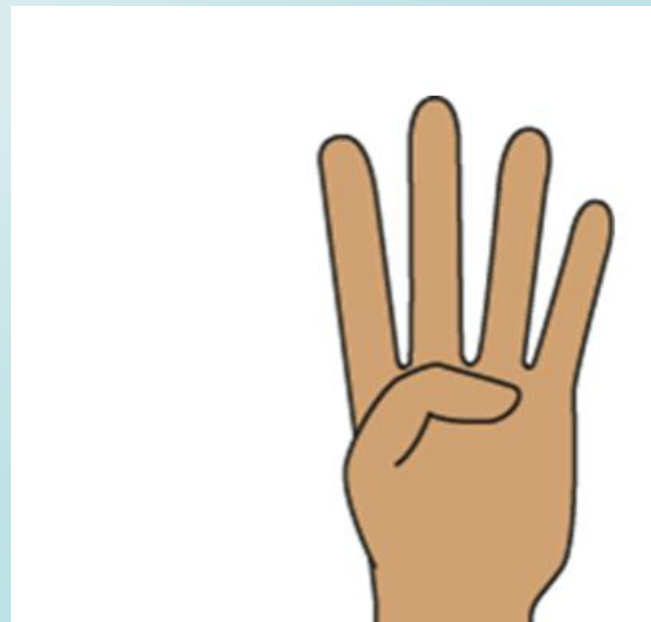
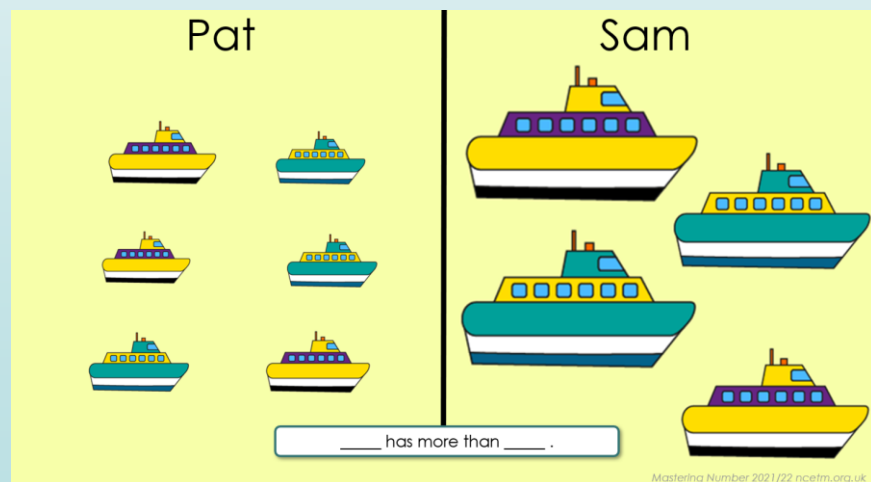
- Encourage the children to be independent learners.
- Each week there will be 4 Play Projects relating to our topic/text that week.
- For example, this week our topic is The Colour Monster
- **Create-** a feelings jar
- **Construct-** a colour monster
- **Problem solve-** How to make a friend?/What would you do?
- **Write-** draw a picture of themselves and write their name

Mastering Number

Mastering Number is a practical approach to number. It explores number-

- By exploring number bonds, how we make that number
- One more/one less

We focus on subitising- knowing how many are there without counting.



Class Dojo

- Your child will earn Dojo points for showing our school values- Be Ready, Be Responsible and Be Resilient.
- On a Friday we will upload a summary of the phonemes taught that week in Phonics- how to pronounce and form. Please return on the following Wednesday.
- We will update occasionally with adult-led or child-initiated observations.
- Please use this for messages to teacher and/or catch us in the morning/afternoon.
- Whole school information is shared on there as well.

Celebrate with Us

- Dojo celebration assembly- when your child reaches a certain number of Dojos you will be invited into our assembly on a Friday at 1:30pm in the Upper School Hall to see them get their certificate. This will be through a message on Class Dojo.
- Star of the Week will be given out as well, this is a surprise each week!















































Reading

- Sharing books can be changed on a Monday or Thursday. You can read them more than once- what happens next? What was your favourite part?
- Please record reads in their Reading Record, we will check this daily. Staff will tally up their reads each week and this will earn certificates throughout the year (15 reads, 25 reads,) in a Reading Assembly.
- There will also be weekly reading challenges where you can upload photos of your child to share during the assembly.

Little Wandle

- We follow the Little Wandle phonics scheme.
- We learn Phase 2 phonemes alongside blending.
- When they are confident with their blending they will be in a Reading Group.

Grapheme mat							Phases 2 and 3	
 s ss	 t tt	 p pp	 n nn	 m mm	 d dd	 g gg	 c ck cc	 r rr
 h	 b bb	 f ff	 l ll	 j jj	 v vv	 w	 x	 y
 z zz s	 qu	 ch	 sh	 th	 ng	 nk		
 a	 e	 i	 o	 u				
 ai	 ee	 igh	 oa	 oo	 oo	 ar		
 or	 ur	 er	 ow	 oi	 ear	 air		

Phonics

- Once we have taught the phonemes they will come home with the sounds.
- You can play 'Speedy Sounds' with them or make up words to support blending.
- When we start to teach tricky words these will be sent home as well.

Phonics

- Year 1- each week there will be some words based on the Phonics taught. You can practise reading them, they can write them and write a sentence using them. If this is recorded in their Reading Record then it will count towards their reads.

Reading / Phonics

- Focus on blending known phonemes to read words
- Focus on fluency
- Focus on comprehension:
 - Read books more than once to gain fluency
 - Making links to their own experiences
 - Being able to retell in detail
 - Predicting and inferring information

Thank you for joining us today.
Any Questions?